화산JCT R-A교 진동측정 Data

Instantel

Event Report

Histogram Start Time	10:10:40 October 12, 2023	**Serial Number**	MP13276 V 10-75 Minimate Pro 4
Histogram Finish Time	10:10:09 October 12, 2023	**Battery Level**	4.1 Volts
Number of Intervals	6.00 at 5 seconds	**Unit Calibration**	January 9, 2019 by Instantel
Range	Geo:254.0 mm/s	**Geo1 Calibration**	SE13000, January 24, 2017 by Instantel
Sample Rate	1024sps	**File Name**	MP13276_20231012101040.IDFH
Job Number:	1		
Operator/Setup:	Operator 1/instantel.nsb		

Notes
Location
Client
Company
General note

	Tran	Vert	Long	
PPV	0.883	3.649	0.528	mm/s
ZC Freq	4.1	6.0	3.0	Hz
Date	Oct 12 /23	Oct 12 /23	Oct 12 /23	
Time	10:10:09	10:10:09	10:10:09	
Sensor Check	Disabled	Disabled	Disabled	
Frequency	***	***	***	Hz
Overswing Ratio	***	***	***	

Peak Vector Sum 3.651 mm/s on October 12, 2023 at 10:10:09

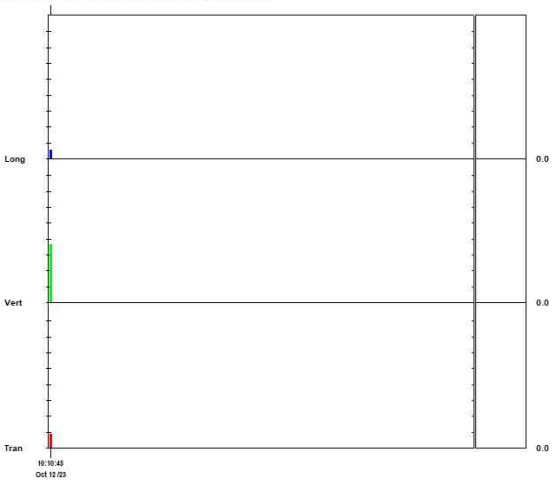

Time Scale: 5 seconds /div **Amplitude Scale:** Geo: 1.000 mm/s/div Sensor Check

Printed: October 27, 2023 (V 10.74) Format 71555-2015 Xmark Corporation

Instantel

Event Report

Histogram Start Time	10:12:16 October 12, 2023	**Serial Number**	MP13276 V 10-75 Minimate Pro 4
Histogram Finish Time	10:13:03 October 12, 2023	**Battery Level**	4.1 Volts
Number of Intervals	9.40 at 5 seconds	**Unit Calibration**	January 9, 2019 by Instantel
Range	Geo:254.0 mm/s	**Geo1 Calibration**	SE13000, January 24, 2017 by Instantel
Sample Rate	1024sps	**File Name**	MP13276_20231012101216.IDFH
Job Number:	1		
Operator/Setup:	Operator 1/instantel.nsb		

Notes
Location
Client
Company
General note

	Tran	Vert	Long	
PPV	0.646	3.342	0.638	mm/s
ZC Freq	8.0	3.0	2.2	Hz
Date	Oct 12 /23	Oct 12 /23	Oct 12 /23	
Time	10:12:58	10:12:58	10:12:58	
Sensor Check	Passed	Passed	Passed	
Frequency	7.7	7.4	7.4	Hz
Overswing Ratio	3.6	3.9	3.8	

Peak Vector Sum 3.342 mm/s on October 12, 2023 at 10:12:58

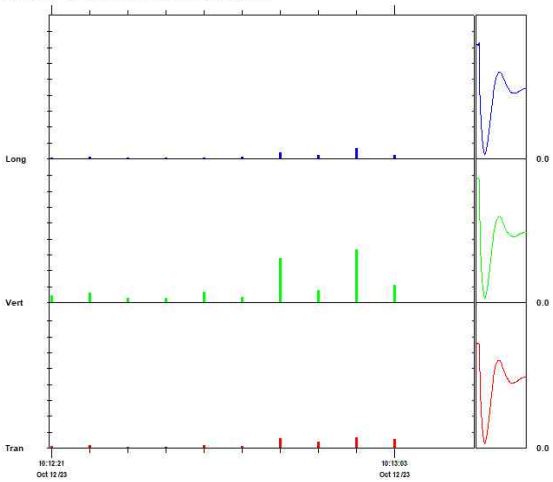

Time Scale: 5 seconds /div **Amplitude Scale:** Geo: 1.000 mm/s/div Sensor Check

Printed: October 27, 2023 (V 10.74) Format 71555-2015 Xmark Corporation

Instantel

Event Report

Histogram Start Time	10:13:34 October 12, 2023	**Serial Number**	MP13276 V 10-75 Minimate Pro 4
Histogram Finish Time	10:13:03 October 12, 2023	**Battery Level**	4.1 Volts
Number of Intervals	10.00 at 5 seconds	**Unit Calibration**	January 9, 2019 by Instantel
Range	Geo:254.0 mm/s	**Geo1 Calibration**	SE13000, January 24, 2017 by Instantel
Sample Rate	1024sps	**File Name**	MP13276_20231012101334.IDFH
Job Number:	1		
Operator/Setup:	Operator 1/instantel.nsb		

Notes
Location
Client
Company
General note

	Tran	Vert	Long	
PPV	0.591	3.239	0.276	mm/s
ZC Freq	10	5.8	64	Hz
Date	Oct 12 /23	Oct 12 /23	Oct 12 /23	
Time	10:13:03	10:13:03	10:13:03	
Sensor Check	Disabled	Disabled	Disabled	
Frequency	***	***	***	Hz
Overswing Ratio	***	***	***	

Peak Vector Sum 3.243 mm/s on October 12, 2023 at 10:13:03

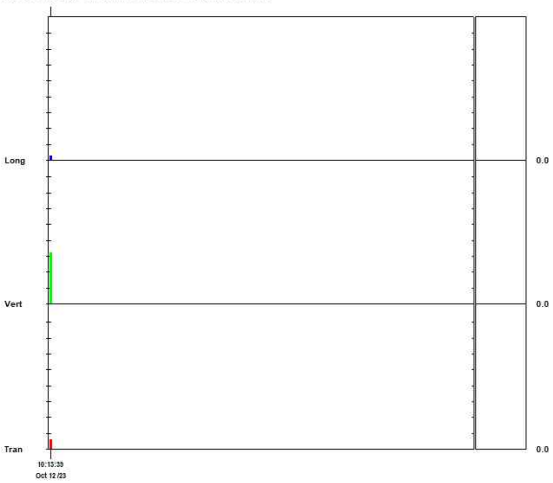

Time Scale: 5 seconds /div **Amplitude Scale:** Geo: 1.000 mm/s/div Sensor Check

Printed: October 27, 2023 (V 10.74) Format 71555-2015 Xmark Corporation

Instantel

Event Report

Histogram Start Time	10:14:28 October 12, 2023	**Serial Number**	MP13276 V 10-75 Minimate Pro 4
Histogram Finish Time	10:14:09 October 12, 2023	**Battery Level**	4.1 Volts
Number of Intervals	10.00 at 5 seconds	**Unit Calibration**	January 9, 2019 by Instantel
Range	Geo:254.0 mm/s		N/A
Sample Rate	1024sps	**File Name**	MP13276_20231012101428.IDFH
Job Number:	1		
Operator/Setup:	Operator 1/instantel.nsb		

Notes
Location
Client
Company
General note

	Tran	Vert	Long	
PPV	0.670	4.816	0.757	mm/s
ZC Freq	5.6	6.2	3.1	Hz
Date	Oct 12 /23	Oct 12 /23	Oct 12 /23	
Time	10:14:09	10:14:09	10:14:09	
Sensor Check	Disabled	Disabled	Disabled	
Frequency	***	***	***	Hz
Overswing Ratio	***	***	***	

Peak Vector Sum 4.817 mm/s on October 12, 2023 at 10:14:09

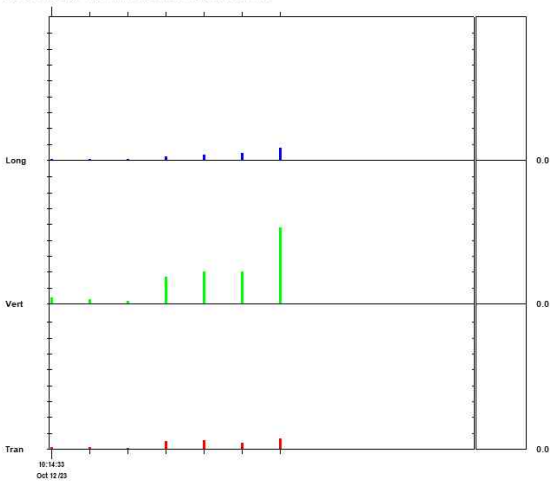

Time Scale: 5 seconds /div **Amplitude Scale:** Geo: 1.000 mm/s/div Sensor Check

Printed: October 27, 2023 (V 10.74) Format 71555-2015 Xmark Corporation